

Global Animal Partnership's Animal Welfare Pilot Standards for Meat Sheep and Meat Goat Collection Points v1.1



About Global Animal Partnership's (G.A.P.) Animal Welfare Certified™ Program

G.A.P.'s Animal Welfare Certified™ program assesses the level of welfare of animals on-farm, at collection points, during transport, and at slaughter.

The on-farm standards are designed as a multi-tiered program, which promotes continuous improvement in animal agriculture; engages a broad spectrum of producers; allows for wider product selection for greater consumer options; provides more detailed information about the level of welfare of farm animals; and informs consumers about the production systems they may choose to support.

These Collection Point standards are not tiered, but any G.A.P. Certified operation that wishes to use a Collection Point must ensure that it is certified under these standards. As the standard-setter, Global Animal Partnership (G.A.P.) does not conduct audits nor make certification decisions. Authorized, third-party certification companies perform the audits and issue certificates, as appropriate. As such, producers, consumers, and retailers alike can be confident that certification is fair, accurate, and free of conflict of interest.

About G.A.P.'s Animal Welfare Pilot Standards for Meat Sheep and Meat Goat Collection Points

G.A.P.'s Animal Welfare Pilot Standards for Meat Sheep and Meat Goat Collection Points was issued on 16 March 2016. The development process included consultation with sheep and goat industry representatives and producers, guidance from animal welfare scientific experts, an extensive public consultative process, and review and approval by the Global Animal Partnership Board of Directors.

After three (3) certification cycles, the pilot standards will be reviewed and revised based on key learnings, as well as any new, relevant scientific findings. The post-pilot review and revision process will again involve guidance from scientific experts and producers, and public comment, before the draft revision is presented to the Board of Directors for final review and approval. Thereafter, the standards will be reviewed and revised according to the protocol outlined in the G.A.P. Policy Manual.

At any time throughout the above-mentioned period, G.A.P. may amend or clarify parts of the standard as issues with implementation arise, new technologies become available, or new scientific findings are made.

About Global Animal Partnership

Global Animal Partnership, a nonprofit charitable organization founded in 2008, brings together farmers, scientists, ranchers, retailers, and animal advocates—a diverse group with the common goal of wanting to improve the welfare of animals in agriculture.

For more information, contact us at info@globalanimalpartnership.org or 877.427.5783 (+1.202.540.9880 if calling from outside the United States).

Collection Point Overview

Collection Points are defined as a location where producers deliver sheep or goats that are then shipped from this location to the slaughter facility. Collection Points may be used to batch small groups of sheep or goats from different farms together ready to ship as one load to the slaughter facility. Collection Points benefit farmers and ranchers, as the access to some farms and ranches may not allow for large trucks to get to the farm, or dirt tracks may only allow for access in dry weather, plus the distance farmers and ranchers have to travel to deliver animals to the collection point will generally be shorter than driving to the slaughter facility. Collection Points also benefit marketing groups and processors by allowing the organization of small numbers of animals into single truck loads.

Collection Points may have covered or open pens and provide a range of facilities depending on their frequency of use and the time for which animals are normally held there.

Collection Points must pass an audit before a G.A.P. Certified sheep or goat operation can use their facilities. Collection Points will not be assigned a Step-level, but rather will be granted a pass/fail designation and will hold a 'G.A.P. Certified' certificate.

Program Requirements

The following applies to each Collection Point applying for certification to Global Animal Partnership's Animal Welfare Pilot Standards for Meat Sheep and Meat Goat Collection Points.

1. General

- a. The standards in this document are requirements.
- b. The Collection Point must have read the standards and prepared for the audit or they cannot be certified.
- c. Each Collection Point must be audited once every certification cycle. A certification cycle is 15 months.
- d. Each Collection Point must follow record keeping requirements outlined in section C1.8 to ensure that the chain of custody program that is also maintained by the operation that animals originated from, the processor and any further processor that will be using a Step-level label is not broken. Details on chain of custody requirements are shown in G.A.P.'s Policy Manual.
- e. The G.A.P. Policy Manual is a companion document to the standards, and details additional program requirements and terms of certification beyond that which is included in the standards (see www.globalanimalpartnership.org).
- f. No standard in this document supersedes governmental regulations or laws, whether local, regional, state, provincial, territorial, federal, national, or other.


2. Applications


- a. Each Collection Point is required to complete G.A.P.'s Animal Welfare Meat Sheep and Meat Goat Collection Point application each certification cycle.
- b. Applications, as well as this document, and the G.A.P. Policy Manual can be downloaded at www.globalanimalpartnership.org or received by contacting your G.A.P.-accredited certifier.

3. Audit and Certification

- a. Each Collection Point must be audited once every certification cycle.
- b. Collection Points must have sheep or goats on-site in order to be audited. Note that the sheep and goats on-site do not have to come from G.A.P. Certified operations.
- c. At the time of audit, the person(s) responsible for managing the Collection Point and/or an animal caretaker must be present. A designated representative affiliated with a Supplier may also be present at the time of the audit.
- d. Each Collection Point applying for G.A.P. certification is responsible for ensuring that all required records and documents are available at the time of audit, and that all applicable standards are met, including actions that may be contracted or managed by another entity (e.g. transport).
- e. All applicable standards, including those that may be controlled or managed by, or contracted to, another (e.g. a transporter; a producer group, co-operative, or marketing entity; slaughter facility), will be assessed for compliance by the certification company and incorporated into its overall assessment of the Collection Point prior to the final determination of approval.
- f. G.A.P. supports the use of video or other electronic monitoring. Use of video technology is not a requirement but can be used in place of certain observations. Please refer to G.A.P.'s Policy Manual and contact your Certifier for additional details about how this must be conducted.
- g. Auditors do not make determinations of approval nor provide consultative service to Collection Points on meeting standards requirements. Approval determinations are made by reviewers or other agents of authorized certification companies.
- h. If a standard has not been met for all animals on the Collection Point at the time of initial audit, approval will not be granted until evidence is provided confirming that the standard has been met.
- i. If in a particular situation or circumstance, a standard as written might compromise the welfare of the animals in the Collection Point's care, the Collection Point should contact their certifier to discuss applying to G.A.P. for a deviation.

4. Non-Conformances

- a. If a Collection Point fails to meet a standard, it will be considered a non-conformance.
- b. There are three categories of non-conformance: minor, major and critical.
- c. If a Collection Point receives a repeat non-conformance at the time of the next audit – the designation of minor, major and critical impacts the certification decision (see G.A.P.'s Policy Manual).
In the example below, the  indicates that failure to meet the standard would be considered a major non-conformance. If at recertification, this standard is still not in compliance, then it would be considered a critical non-conformance and the operation would be denied certification (see G.A.P.'s Policy Manual for further information).

STANDARD	
C1.9 Euthanasia	
C1.9.5 	If an animal is identified as requiring euthanasia, this must be carried out within 24 hours.

In the example below, as there is no **M** beside the standard, this means that the standard is classified as a minor non-conformance. If at recertification, this standard was still not in compliance, then it would be considered a major non-conformance (see G.A.P.'s Policy Manual for further information).

STANDARD	
C1.6 Handling	
	Animals must always be handled calmly.
C1.6.1	I [C1.6.1]: <i>Examples of calm handling include using low-stress handling aids such as nylon flags, rattle/shaker paddles, shepherd/goat hooks, sorting sticks or using the point of balance (flight zone) to move animals.</i>

- d. If a Collection Point is issued a non-conformance, it needs to be addressed and the response submitted to the certifier by the Collection Point within 3 weeks from the date the certifier issues the audit report, and be accepted by the certifier as an acceptable response to the non-conformance, before a certificate is issued. If the Collection Point does not respond to the non-conformance within 3 weeks, it will result in a shortened certificate (see G.A.P.'s Policy Manual).

TABLE OF CONTENTS



COLLECTION POINTS

Certification	6
Employees	6
Condition and Monitoring of Animals	6
Feed and Water	7
Shelter	7
Handling	7
Loading/Unloading	7
Records	7
Euthanasia	8
Appendix I: Lameness Scoring Goats	9
Appendix II: Lameness Scoring Sheep	10
Appendix III: Body Condition Scoring Goats	11
Appendix IV: Body Condition Scoring Sheep	12

COLLECTION POINT STANDARDS

STANDARD	
C1.1 Certification	
C1.1.1	Collection Points must have a written protocol outlining how they maintain segregation of animals. The auditor must see evidence of implementation of the protocol.
	📌 [C1.1.1]: Segregation protocols could be by Step-level (e.g. Step 1 and Step 4) and/or by G.A.P. Certified animals and non-G.A.P. Certified animals.
C1.2 Employees	
C1.2.1	Collection Point employees must be trained as follows:
	<ul style="list-style-type: none"> a. training is written and/or hands on; b. is presented in all necessary languages; c. describes all aspects of the individual's responsibilities; d. includes instruction on recognizing signs of normal and abnormal sheep and goat appearance and behavior; e. describes emergency procedures; f. is provided prior to the individual's handling of any sheep or goats on the operation; g. is on-going as necessary and, at a minimum, when any changes affecting the care and management of animals are implemented.
C1.3 Condition and Monitoring of Animals	
C1.3.1	Animals must be checked at least twice daily.
	📌 [C1.3.1]: The twice daily checks do not have to be at set times as in any case this will depend on when animals arrive and depart. Additionally if people are working in and around the Collection Point pens for large parts of the day this would meet the requirement for checks.
C1.3.2	Any animals that meet any of the following conditions when delivered to the Collection Point must not be off-loaded from transport trucks, and be euthanized immediately according to Section C1.9:
	<ul style="list-style-type: none"> a. animals that are sick, injured, weak, disabled or fatigued; b. animals that are lameness score 2 (see Appendix I for goats and Appendix II for sheep); c. animals in poor body condition (BCS < 2, see Appendix III for goats and Appendix IV for sheep).
C1.3.3	Any animals that meet any of the following conditions during their time at the Collection Point must not be reloaded. They are either to be treated and allowed time to recover, or euthanized according to Section C1.9:
	<ul style="list-style-type: none"> a. animals that are sick, injured, weak, disabled or fatigued; b. animals that are lameness score 2 (see Appendix I for goats and Appendix II for sheep); c. animals in poor body condition (BCS < 2, see Appendix III for goats and Appendix IV for sheep).




STANDARD	
C1.4 Feed and Water	
C1.4.1	All animals must have continuous access to drinking water at the Collection Point. <i>① [C1.4.1]: If animals are off-loaded and then reloaded for their onward journey within 2 hours, this standard does not apply.</i>
C1.4.2	If animals are kept overnight at the Collection Point, they must be fed.
C1.5 Shelter	
C1.5.1	All animals must have protection from the elements while at the Collection Point. This includes the provision of shade, fans, bedding and/or windbreaks depending on the season and external temperature.
C1.6 Handling	
C1.6.1	Animals must always be handled calmly. <i>① [C1.6.1]: Examples of calm handling include using low-stress handling aids such as nylon flags, rattle/shaker paddles, shepherd/goat hooks, sorting sticks or using the point of balance (flight zone) to move animals.</i>
C1.6.2	Animals must not be mistreated in any way. Mistreatment includes, but is not limited to, rough physical contact, kicking, hitting and dragging. <i>① [C1.6.2] For the purposes of this standard prohibited dragging is defined as pulling a sheep and/or goat by its ears, tail or by a single leg, or pulling/pushing a sheep and/or goat with a mechanized vehicle. Catching and holding sheep and/or goats by a single leg e.g. with shepherd/goat hooks is acceptable but pulling a sheep and/or goat like this is not.</i>
C1.6.3	The use of electric prods on sheep is prohibited. <i>① [C1.6.3]: This standard is only applicable to sheep. See C1.6.4 for goats.</i>
C1.6.4	The use of electric prods is only permitted for use on goats as a last resort. If prod use is necessary, the prod may only be used on the muscles of the hindquarters. Goats must be given time to respond to the prod before it is re-applied, if this is necessary. <i>① [C1.6.4 a]: This standard is only applicable to goats. See C1.6.3 for sheep.</i> <i>① [C1.6.4 b]: Last resort is defined as when the health and welfare of the goat or the handler is at risk.</i>
C1.7 Loading/Unloading	
C1.7.1	Loading/unloading ramps and chutes must be in good condition.
C1.7.2	Ramp slopes for the first deck must be no more than 20 degrees (incline angle). <i>① [C1.7.2]: Where possible ramp slopes (incline angle) for higher decks should be no more than 20 degrees.</i>
C1.7.3	Ramps must be fitted with cleats, treads, non-slip surfaces or stair steps to minimize the risk of slips and falls during loading and unloading.
C1.8 Records	
C1.8.1	The Collection Point must keep records of each shipment of animals arriving and departing. The record must include at a minimum, the name of the source operation, number and type of animals, and Step-level.

STANDARD	
C1.9 Euthanasia	
C1.9.1	All euthanasia must be performed by a veterinarian or other trained person(s). ① [C1.9.1]: <i>Collection Points will not be required to euthanize an animal in order to show compliance with this standard, but they must be able to describe the training they have received whether this is experiential or formal.</i>
C1.9.2 	Euthanasia technique(s) must cause rapid insensibility and be immediately followed by death. ① [C1.9.2]: <i>The Collection Point must be able to articulate to the auditor the visual indicators of death, and the physical parameters that confirm this.</i>
C1.9.3	Animal handling associated with euthanasia must minimize distress experienced by the animal prior to loss of consciousness. If it is necessary to relocate an animal to conduct euthanasia, only ambulatory animals, where movement would not cause distress, discomfort or pain may be relocated. ① [C1.9.3]: <i>An animal may be moved onto a conveyance such as a tarp, sled, or cart and that conveyance may be dragged or moved.</i>
C1.9.4	The person performing euthanasia must remain with the animal(s) until death is confirmed.
C1.9.5 	If an animal is identified as requiring euthanasia, this must be carried out within 24 hours.
C1.9.6	Acceptable methods of euthanasia for sheep and goats include: <ul style="list-style-type: none"> a. shot to the head with a firearm; b. penetrating captive bolt (PCB) to the head, immediately followed by a secondary method to ensure death (such as exsanguination or pithing); or c. barbiturates or barbituric acid derivatives administered by a veterinarian or by personnel who are registered with the relevant authority. If pregnant animals are euthanized using this method and the fetus is not to be saved, then additional time (as much as 20-25 minutes) is required to ensure death of the fetus. ① [C1.9.6 a]: <i>If a Collection Point would like to use a method of euthanasia not listed above, written approval from Global Animal Partnership must be received prior to use in order to meet this standard.</i> ① [C1.9.6 b]: <i>For hornless sheep and goats, the proper site for gunshot or placement of captive bolt is at or slightly behind the poll aiming toward the angle of the jaw (i.e. base of tongue). For heavily horned sheep and goats, the proper site is high on the forehead aiming toward the spinal canal or, alternatively, at or slightly behind the poll (i.e. behind the bony ridge between the horns) aiming toward the angle of the jaw or base of the tongue.</i>
C1.9.7	Euthanasia equipment must be maintained, cleaned and stored according to manufacturer's specifications.
C1.9.8	All euthanized animals must be immediately removed from pens. ① [C1.9.8]: <i>It is the responsibility of the Collection Point to dispose of dead animals according to local, state, provincial, territorial, and/or federal or national regulations. Removal can include burial, or composting in a designated area.</i>

Appendix I: Lameness Scoring Goats




Lameness should be observed in all goats at the Collection Point. Any goats observed to meet the following criteria should be marked as exhibiting lameness. Ensure that the sample is not just formed of goats already standing.

This lameness scoring tool is also used if an auditor needs to describe a lame animal.

Score 0	Score 1	Score 2
Normal	Moderate	Severe
		
<p>Animal walks normally, easy, fluid movement. Hind feet land in a similar location to front feet.</p>	<p>Animal has an obvious limp, favoring affected limb(s) which still bears weight. A slight head bob is present when the animal is walking.</p>	<p>Goat applies little or no weight to affected limb and is reluctant or unable to move. On range, the goat will not be able to keep up with the herd.</p>





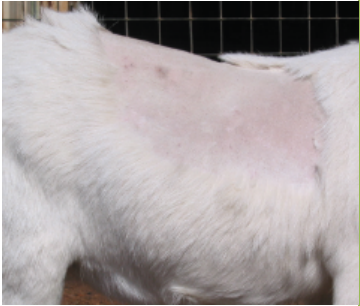
Appendix II: Lameness Scoring Sheep

Visually assess sheep from the side and behind to get the best view of the animal.

Score 0	Score 1	Score 2
		
<p style="text-align: center;">Sound</p> <p>Animal able to walk normally, bearing weight equally on all 4 legs. Easy, fluid strides and no head bob.</p>	<p style="text-align: center;">Moderately Lamé</p> <p>Animal has a limp, a head bob, and shortened strides but is still able to keep up with the flock. Animal may be hesitant to stride out. When standing still there may be frequent weight shifting onto toes/heels.</p>	<p style="text-align: center;">Severely Lamé</p> <p>Animal walks with an obvious limp and is no longer able to keep up with the flock. The animal has a pronounced head bob, takes deliberate, choppy strides, and may not put any weight on the affected leg. Animals may graze/feed by resting on their knees.</p>

Appendix III: Body Condition Scoring Goats

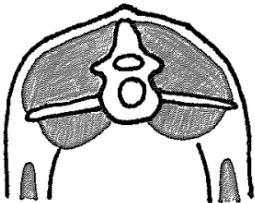
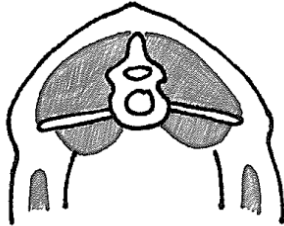
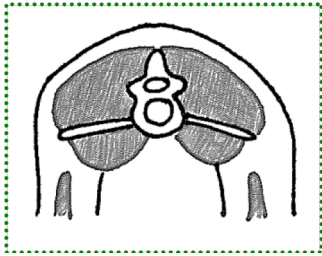

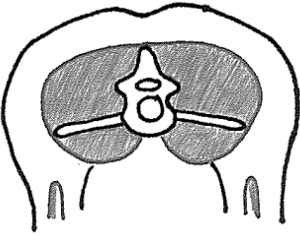
Visually assess goats from the side and behind to get the best view of the animal.

BCS1	BCS2	BCS3	BCS4	BCS5
Emaciated	Thin	Ideal	Fat	Overly Fat
				
The ribs, spine, and shoulder blades are sharp and pronounced. The space between each rib is quite visible because of lack of fat between them. The vertebrae are sharp and noticeable. The flanks are hollow and the loin has no fat covering it.	The backbone is well defined but has some fat covering. The ribs are visible, but without a sunken area between them. The loin is evenly covered with a small layer of fat.	The backbone is well-covered with fat, and the vertebrae don't feel sharp. The ribs are barely visible and there's a smooth, even covering of fat over the loin.	You can't see the separate vertebrae in the spine. You have to search for ribs and the loin is covered with thick fat.	You can't see any individual vertebra or ribs. You may even see dimpling and hanging fat on various parts of the body, particularly the sternal region. The loin area may be so thick with fat that it jiggles.

Adapted from: Villaquiran et al. Body Condition Scores in Goats. American Institute for Goat Research

Appendix IV: Body Condition Scoring Sheep

Visually assess sheep from the side and behind to get the best view of the animal.

BCS1	BCS2	BCS3	BCS4	BCS5
Emaciated	Thin	Ideal	Fat	Obese
				
The spinous and transverse processes are sharp and prominent. Loin muscle is shallow with no fat cover. Ribs are clearly visible	Spinous processes are sharp and prominent. Muscles are full but have little fat cover. The ends of the transverse processes are smooth and slightly rounded. Some ribs can be seen. There is a small amount of fat cover. Ribs are still felt.	Spinous processes are smooth and round. Muscles are full with moderate fat cover. The transverse processes can be felt by applying firm pressure. Ribs are barely seen; an even layer of fat covers them. Spaces between ribs are felt using pressure. the loin.	Pressure is needed to find the spinous processes. Muscles are full and fat cover is thick. The transverse processes cannot be felt. Ribs are not seen.	The spine and transverse processes cannot be felt but a dimple can be seen over the spine. The muscles are very full with dense fat cover. Ribs are not visible and are covered with excessive fat.